



Teaching Tips

Tuesday 1 September

12 noon

Time's Up!

Use short, engaging writing tasks

1. T presents a language point
2. Ss apply their learning with short writing task
3. T leads discussion with analysis & evaluation

- ✓ Achievable task
- ✓ Motivating topics (*Dornyei*)
- ✓ Anonymous
- ✓ Emphasize creativity/criticality
- ✓ Encouraging feedback

Chrissy Burns



Describe something you see in your room using alliteration and/or hyperbole.

there is A LOT of people attending the class

dull dark dirty desk

Im allan im very short

The birds are singing better than Celine Dion

the rubbish are as much as the sea

My computer is hot like burning.

A pink, precious, priceless cup

the bright light sparkle the sunlight. and the clock walked so slowly 6h/r

Etana eat everything

Connecting Colleagues Professionally: Teacher Support

Keep Connected!

- Share what works – or doesn't
- Collaborate on lesson plans
- Social Network
- Ask for HELP!



Time's Up!



Encourage students to collaborate out-of-class

Johanna Sandberg

WhatsApp groups...

are student led

provide peer support for learning

support student wellbeing

benefit 1st year students

require little teacher input

Teachers can introduce idea, facilitate exchange of contact details, check up weekly in f2f sessions

Make use of the ELC's online courses

Time's Up!




English@Work in ELC3221

Pre – task (videos and exercises: STAR technique)
Synchronous (quick quizzes and practice)
Post – task (evaluate sample recordings and make comments on discussion forum)


LETS in ELC2011

Hills like white elephants unit
Pre-task (read the author introduction)
Synchronous (read the story)
Post – task (discussion forum, language task, literature task)

*Use images to spruce up your teaching –
think digital reputation, like a brand*



Marshall Yin



Use images to spruce up your teaching – digital reputation



Enjoy life

Marshall Yin




Take risks



Balanced life



Community



Presentations

Use images to spruce up your teaching

Marshall Yin
Speaking in
Xi'an and on
TV when I
was a
student, too.



Use images to spruce up your teaching – Communicate & Challenge VIA PICS

The Iceberg Illusion

Success is an iceberg

SUCCESS!

WHAT PEOPLE SEE

Click to add text

WHAT PEOPLE DON'T SEE

Persistence



Failure



Sacrifice



Disappointment



Dedication



Hard work



Discipline



@sylviaaduckworth

Agree?

Asian Grading System

A Average

B Below Average

C Can't Have Dinner

D Don't Come Home

F Find Another Family

Agree?

Ref: Rev. Solomon Liu

Redeeming Ethnic Narratives 26 April 2020

Group competitions to motivate students to participate

- Use a selection of activities
- Add a point value
- Group students
- Add colours
- Use the whiteboard/PPTs



Caitlin Feenstra

Time's Up!



Assign roles before starting breakout groups

Guiding Questions	Role Assignment	Teacher's Role	Post-Session Sharing
<ul style="list-style-type: none">• Points to focus on• Discuss as many points as possible• Not numbered	<ul style="list-style-type: none">• Content Facilitator(s)• Note-Taker(s)• Presenter(s)• Document Creator(?)	<ul style="list-style-type: none">• Monitor• Timekeeper• Ask about progress (X)• Plan sharing based on input<ul style="list-style-type: none">• Who goes first?• Who answers what?	<ul style="list-style-type: none">• Presenters share• "Randomized" order

Kawai Wong



Establish an email response policy

Regular Weeks

- Announced in class and on Blackboard
- M-F 08:30 – 18:30
- Holiday(s) = Next workday response

Assessment Weeks

- Reg hours
- Sat 09:30 – 12:30 if deadline on Sun
- Reiterate policy in class
- Post reminder announcements

Benefits

- Fewer late-night emails
- Clear boundary
- Respectful communication
- Realistic expectations
- Less anxiety

Issues

- Consistent enforcement
- Receptiveness from students
- Resistance to compulsive email checking

Kawai Wong

Get students to use a shared doc during breakout sessions



Step 1

- Show the instruction to on a slide.



Step 2

- Share your screen with the shared document.




Step 3

- Assign role and colour to each member in a team.



Step 4

- Share the document link in the chat room.
- Ask students to open the document on their browser.



Step 5

- Activate the breakout rooms.



Step 6

- Monitor students' progress on the shared document.
- Give instant help on the group chat on online class platform/ comment box on the shared doc

Time's Up!

Use discussion forums and journals on Blackboard

Discussion Forums

- Useful for group writing task after lesson
- All students can view each other's work
- Student can reply to the same thread within the group anytime

DISCUSSIONS → CREATE FORUM

Sannie Tang

Journals

- Useful for practice task submission
- Will not clutter your mailbox
- Privacy - only you and student have access and can comment under same thread
- Blackboard can show new entries after last visit

TOOLS → JOURNALS → CREATE JOURNAL

7 affordances of e-learning

(Dr. William Cope & Dr. Mary Kalantzis)

<https://www.coursera.org/learn/elearning>

Ryan Hunter

Time's Up!

